

Angle rotor, 6-place




































∠ 35°

n = 9,000 min⁻¹
max. RCF 9,509

illustrated with 6-place adapter set 1646

Cat. No. 1620A

capacity in ml	0.5	1.5	2.0	3	15	50	75	94	7.5–8.5	9–10	10	8.5–10
Ø x L in mm	10.7x36	11x38		10x60	17x100	34x100	35x105	38x102	15x92	16x92	15x102	16x100
Cat. No.	Pediatric	2078	0536	-	0518²⁾	0521²⁾	0548	0549	blood / urine tubes			
 rotor Cat. No. 1620A												
												
Cat. No.	1449				1451	1463	-		1451			
boring Ø x L in mm	11.4x39				17.5x92	35x89	38.6x90.2		17.5x92			
tubes per rotor	24				6	6	6		6			
max. RCF ²⁾	9,237				8,784	9,327	9,509		8,784			
radius in mm	102				97	103	105		97			
run-up in sec	30											
run-down in sec, braked	30											
temperature in °C ¹⁾	-11											

capacity in ml	5	15	50		10	30	50	85	
Ø x L in mm	17x59	17x120	29x115		16x80	26x95	29x107	38x106	
Cat. No.	-	0509	0513		-	0545	0546	0547	
 rotor Cat. No. 1620A									
									
Cat. No.	1476	1466	1454	1646³⁾	1448	1447	1446	-	
boring Ø x L in mm	17x51	17x106	29.8x97		-	16.5x74	26x85	29x92	38.6x90.2
tubes per rotor	6		3	6	12	6			
max. RCF ²⁾	8,603	8,965		8,784	8,603	9,056	9,509		
radius in mm	95	99		97	95	100	105		
run-up in sec	30								
run-down in sec, braked	30								
temperature in °C ¹⁾	-11								

¹⁾ For centrifugation at high speeds, we recommend to use form-fitting, phenol-resistant adapters 2031.

³⁾ 6-place adapter set for conical 50 ml tubes with screw cap.

²⁰⁾ Packed in units of 15 pieces.