

Swing-out rotor, 4-place



∠ 90°

n = 4,000 min⁻¹
max. RCF 2,630

illustrated with carriers 1490 and lids 1492
with bio-containment⁵⁾

Cat. No. (without carriers) **1324**

capacity in ml	0.5	1.5	2.0	1	3	4	5	6	7	9	15	25
∅ x L in mm	10.7x36	11x38		6x45	10x60	10x88	12x75	12x82	12x100	14x100	17x100	24x100
Cat. No.	Pediatric	2078	0536	Rhesus	-	-	0553²⁾	0501²⁾	0578²⁾	0500²⁾	0518²⁾	0519²⁾
lid with bio-containment ⁵⁾ Cat. No. 1492												
carrier Cat. No. 1490												
Cat. No.		1351		1339		1343		1383		1329		1330
boring ∅ x L in mm		11.2x38		6.5x34	10.5x43		13.4x48		17.6x91		25.2x87	
tubes per rotor		20		108	36		20		16		4	
max. RCF ²⁾	2,343	2,415		2,558	2,594		2,522		2,504		2,397	
radius in mm	131	135		143	145		141		140		134	
run-up in sec	27											
run-down in sec, braked	30											























capacity in ml	50	94	100	1.1–1.4	2.6–3.4	4.9	2.7–3	4.5–5	4–5.5	7.5–8.5	9–10	10
∅ x L in mm	34x100	38x102	44x100	8x66	13x65	13x90	11x66	11x92	15x75	15x92	16x92	15x102
Cat. No.	0521²⁾	0549	0526²⁾	blood collection / urine tubes								
lid with bio-containment ⁵⁾ Cat. No. 1492												
carrier Cat. No. 1490												
carrier			rubber insert									
Cat. No.	1331	1396	0761	1457		1383		1459		1329	1329⁴⁾	
boring ∅ x L in mm	35.2x87	38.5x92	45.9x100.5	9x47	13.4x48			15.6x47		17.6x91		
tubes per rotor	4			28	20			16				
max. RCF ²⁾	2,379	2,576	2,522	2,540	2,522			2,540	2,504	2,630		
radius in mm	133	144	141	142	141			142	140	147		
run-up in sec	27											
run-down in sec, braked	30											













²⁾ Please note that the RCF values indicated refer only to rotor performance. The max. permissible RCF of tubes used should be verified with the individual manufacturers. The max. RCF for glass tubes annotated with footnote ²⁾ is 4,000.

³⁾ When using these tubes, carrier 1490 cannot be closed with lid 1492.

⁴⁾ Please remove the inserts.

Swing-out rotor 1324

capacity in ml	1.6-5	4-7	4-7	8.5-10	5	15	30	50	12	25	30
Ø x L in mm	13x75	13x100	16x75	16x100	17x59	17x120	25x110	29x115	17x100	25x90	25x110
Cat. No.	blood / urine tubes				-	0509		-	0513		-
lid with bio-containment ⁵⁾ Cat. No. 1492											
carrier Cat. No. 1490											
Cat. No.	1383	1348	6341	1347	1356	1365	1384	6311	1363	1365	
boring Ø x L in mm	13.4x48	16.5x56	17x45	17x90	17x107	26x80	30x90	17x80	26x72	26x80	
tubes per rotor	20	16	12	4	12	4					
max. RCF ²⁾	2,522	2,486	2,630				2,308	2,630			
radius in mm	141	139	147				129	147			
run-up in sec	27										
run-down in sec, braked	30										

capacity in ml	50	10	30	50	85	30
Ø x L in mm	29x115	16x80	26x95	29x107	38x106	44x105
Cat. No.	-	-	0545	0546	0547	0534⁶⁾
lid with bio-containment ⁵⁾ Cat. No. 1492						 chrome bath tube
carrier Cat. No. 1490						 rubber insert
Cat. No.	6318	1348	4417	4416	1396	0765
boring Ø x L in mm	29.5x80	16.5x56	26x83	29x93	38.5x92	45.9x100.5
tubes per rotor	4	16	4			
max. RCF ²⁾	2,630	2,486	2,415	2,594	2,576	2,504
radius in mm	147	139	135	145	144	140
run-up in sec	27					
run-down in sec, braked	30					

⁵⁾ Tested by the TÜV in conformity with DIN EN 61010, section 2-020.

⁶⁾ A rubber stopper for closing the tube is available under Cat. No. 0535.
The tube may not be centrifuged with the stopper. The stopper only serves to close the tube for agitating or mixing.



illustrated with carriers 1398

Swing-out rotor, 6-place

























∠ 90°




n = 4,000 min⁻¹
max. RCF 2,701

Swing-out rotor 1324

Cat. No. (with carriers) 1619

capacity in ml	5	6	7	9	15	2.6–3.4	2.7–3	4–5.5	4.5–5	4.9	9–10	10
Ø x L in mm	12x75	12x82	12x100	14x100	17x100	13x65	11x66	15x75	11x92	13x90	16x92	15x102
Cat. No.	0553²⁾	0501²⁾	0578²⁾	0500²⁾	0518²⁾	blood collection / urine tubes						
 carrier Cat. No. 1398												
Cat. No.	1486		1482A			1486		1482A <small>+ 2x0716</small>	1486		1482A	
boring Ø x L in mm	13.4x57.5		17.5x81			13.4x57.5		17.5x81	13.4x57.5		17.5x81	
tubes per rotor	20		16			20		16	20		16	
max. RCF ²⁾	2,486		2,522			2,486		2,272	2,486		2,522	
radius in mm	139		141			139		127	139		141	
run-up in sec	27											
run-down in sec, braked	30											

capacity in ml	1.6–5	4–7	4–7	12	15	50	12	50
Ø x L in mm	13x75	13x100	16x75	17x102	17x120	29x115	17x100	29x115
Cat. No.	blood / urine tubes				0509	0513	-	-
 carrier Cat. No. 1398								
Cat. No.	1486	1482A <small>+ 0716</small>	1487	1483A	1484	1482A	1484⁴⁾	
boring Ø x L in mm	13.4x57.5	17.5x81	17.5x74	17x100	30x98	17.5x81	30x98	
tubes per rotor	20	16	12	16	4	16	4	
max. RCF ²⁾	2,486	2,397	2,451	2,612	2,576	2,522	2,576	
radius in mm	139	134	137	146	144	141	144	
run-up in sec	27							
run-down in sec, braked	30							

capacity in ml	15	50
Ø x L in mm	17x120	29x115
Cat. No.	0509	0513
 rotor Cat. No. 1619		
Cat. No.	1462-A	-
boring Ø x L in mm	17x84	30x87.5
tubes per rotor	6	
max. RCF ²⁾	2,701	
radius in mm	151	
run-up in sec	22	
run-down in sec, braked	25	

²⁾ Please note that the RCF values indicated refer only to rotor performance. The max. permissible RCF of tubes used should be verified with the individual manufacturers. The max. RCF for glass tubes annotated with footnote ²⁾ is 4,000.
⁴⁾ Please remove the inserts.